

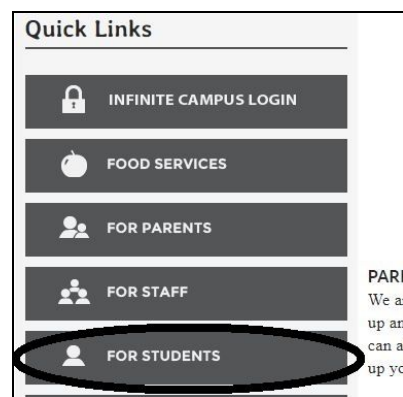


How to Login to Clever from Home

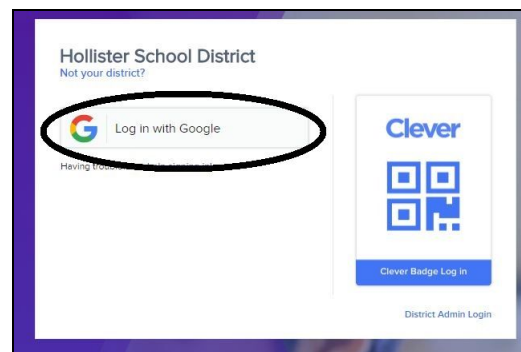
Each school website site provides access to Clever in the same manner

| | |
|---|---|
| Ladd Lane - http://ll.hesd.org/ | Gabilan Hills - http://gab.hesd.org/ |
| Calaveras - http://cal.hesd.org/ | Cerra Vista - http://cv.hesd.org/ |
| R.O. Hardin - http://roh.hesd.org/ | Sunnyslope - http://ss.hesd.org/ |

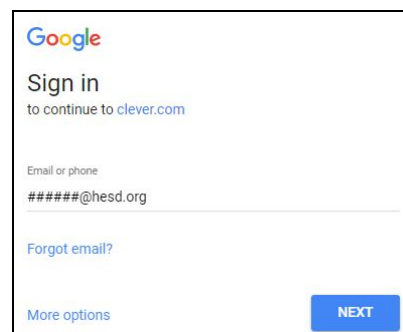
1. Click “**For Students**” on the left side



2. Click “**Log in with Google**”



4. Your child’s **email** is their lunch number followed by **@hesdstu.org**



5. Your child’s **password** is their **lunch number**

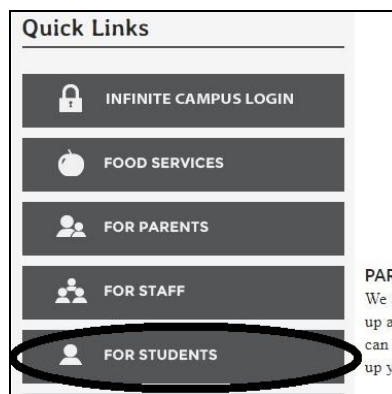


Cómo iniciar sesión en Clever desde su casa

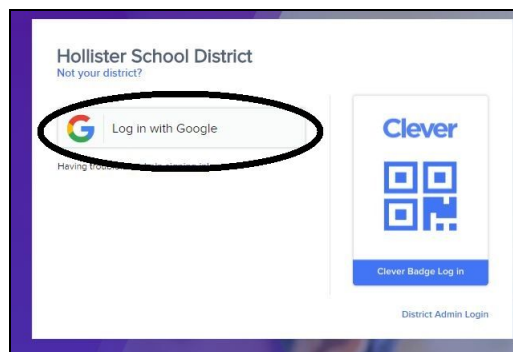
Cada sitio web de la escuela proporciona acceso a Clever de la misma manera

| | |
|---|---|
| Ladd Lane - http://ll.hesd.org/ | Gabilan Hills - http://gab.hesd.org/ |
| Calaveras - http://cal.hesd.org/ | Cerra Vista - http://cv.hesd.org/ |
| R.O. Hardin - http://roh.hesd.org/ | Sunnyslope - http://ss.hesd.org/ |

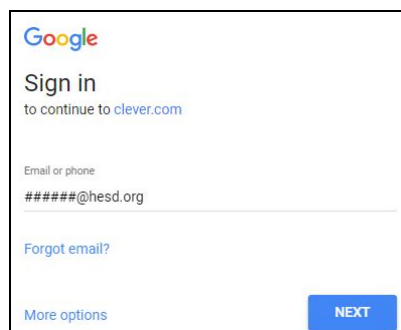
1. Haga clic “**For Students**” en el lado izquierdo



2. Haga clic en “**Log in with Google**”



4. **Email** de un niño es su número de almuerzo seguido por **@hesd.org**



5. la **contraseña** de su hijo es su **número de almuerzo**